

# Teachers notes

Children will choose a picture card. They must build the number using concrete apparatus such as Base 10 or place value counters. They must then identify and compare the numbers using inequality signs and record this in their books. Children may use Template – Place value counters or Template – Number frames.

## DEVELOPING



Children will work in build and compare the numbers and complete the stem sentences to compare the numbers.

## SECURE



Children will work in build and compare the numbers and describe the comparisons using inequality signs.

## MASTERY





Children will work in build and compare the numbers and describe the comparisons using inequality signs. Children may build their own representations then identify and compare the amounts with a partner.

Example:



### Compare amounts

Build the amounts shown on the picture cards then compare the amounts.

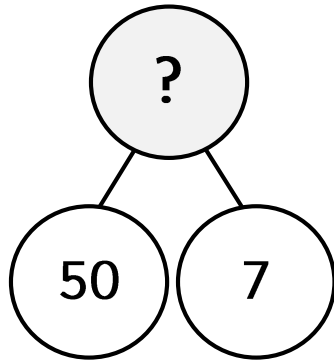
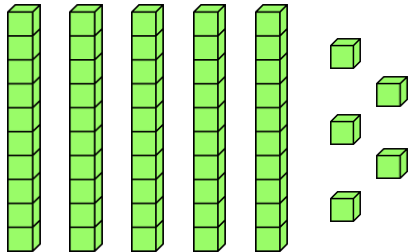
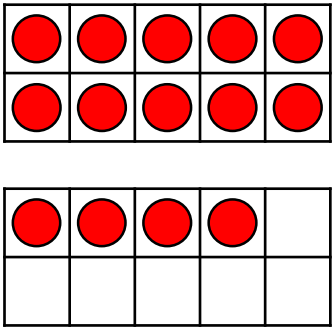


# Compare amounts



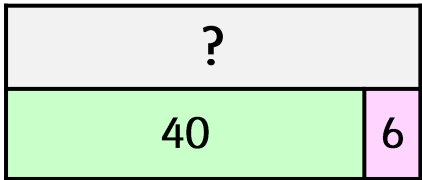
Build the amounts shown on the picture cards then compare the amounts.




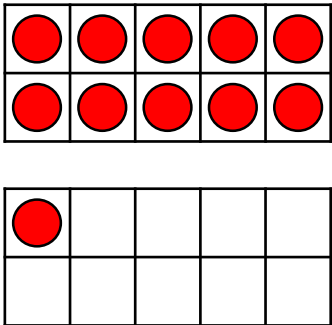
# Picture cards



Tens	Ones
<div>10</div> <div>10</div> <div>10</div> <div>10</div>	<div>1</div> <div>1</div> <div>1</div>



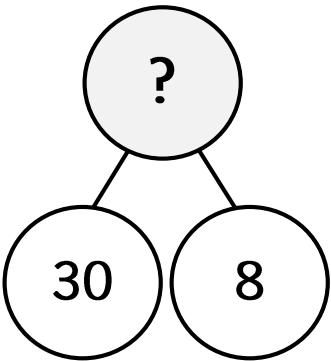
Tens	Ones
<div>10</div> <div>10</div> <div>10</div>	<div>1</div> <div>1</div>



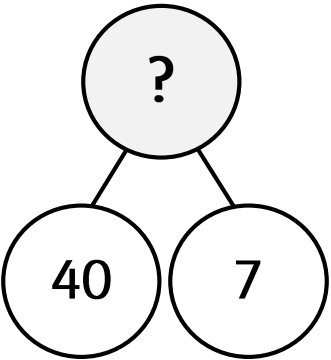
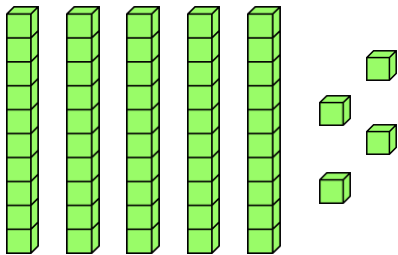
Tens	Ones
2	5

# Picture cards

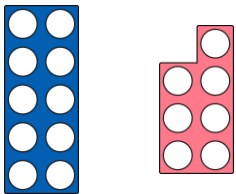
Tens	Ones
<div>10</div> <div>10</div> <div>10</div> <div>10</div>	<div>1</div> <div>1</div> <div>1</div> <div>1</div> <div>1</div> <div>1</div>



Tens	Ones
0	9




Tens	Ones
<div>10</div> <div>10</div>	<div>1</div> <div>1</div> <div>1</div> <div>1</div> <div>1</div>

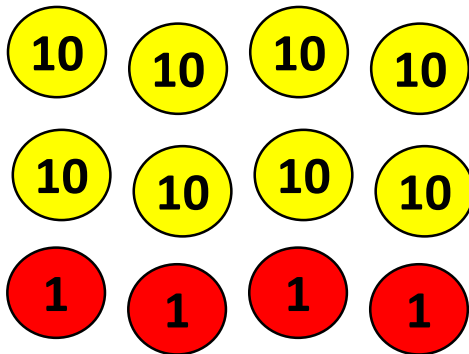
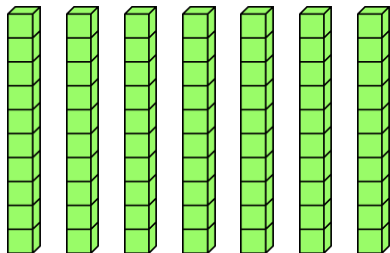

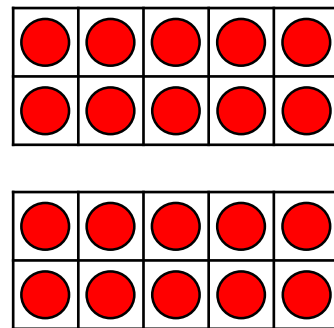
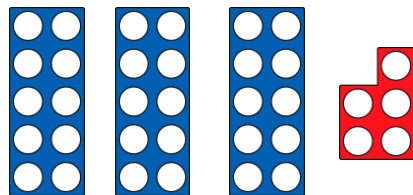
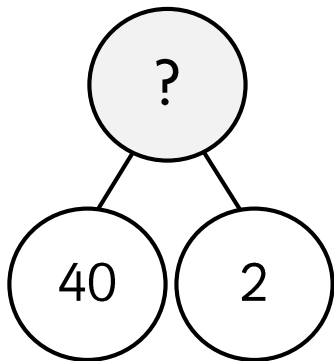
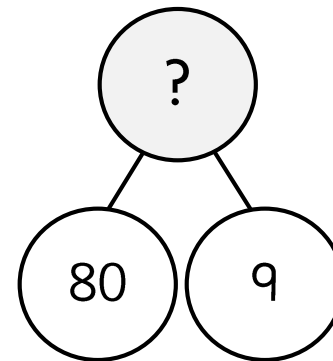
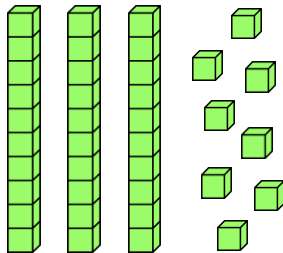
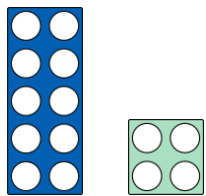


<div>●</div>	<div>●</div>	<div>●</div>	<div>●</div>	<div>●</div>
<div>●</div>	<div>●</div>	<div>●</div>	<div>●</div>	<div>●</div>
<div>●</div>				

?	
10	6



Picture cards



Tens	Ones
6	3



# Stem sentences



\_\_\_\_\_ is more than \_\_\_\_\_.

\_\_\_\_\_ is more than \_\_\_\_\_.

\_\_\_\_\_ is more than \_\_\_\_\_.

\_\_\_\_\_ is more than \_\_\_\_\_.

\_\_\_\_\_ is more than \_\_\_\_\_.

\_\_\_\_\_ is more than \_\_\_\_\_.

\_\_\_\_\_ is less than \_\_\_\_\_.

\_\_\_\_\_ is less than \_\_\_\_\_.

\_\_\_\_\_ is less than \_\_\_\_\_.

\_\_\_\_\_ is less than \_\_\_\_\_.

\_\_\_\_\_ is less than \_\_\_\_\_.

\_\_\_\_\_ is less than \_\_\_\_\_.

\_\_\_\_\_ > \_\_\_\_\_

\_\_\_\_\_ > \_\_\_\_\_

\_\_\_\_\_ > \_\_\_\_\_

\_\_\_\_\_ > \_\_\_\_\_

\_\_\_\_\_ > \_\_\_\_\_

\_\_\_\_\_ > \_\_\_\_\_

\_\_\_\_\_ > \_\_\_\_\_

\_\_\_\_\_ > \_\_\_\_\_

\_\_\_\_\_ > \_\_\_\_\_

\_\_\_\_\_ > \_\_\_\_\_

\_\_\_\_\_ > \_\_\_\_\_

\_\_\_\_\_ > \_\_\_\_\_

\_\_\_\_\_ < \_\_\_\_\_

\_\_\_\_\_ < \_\_\_\_\_

\_\_\_\_\_ < \_\_\_\_\_

\_\_\_\_\_ < \_\_\_\_\_

\_\_\_\_\_ < \_\_\_\_\_

\_\_\_\_\_ < \_\_\_\_\_

\_\_\_\_\_ < \_\_\_\_\_

\_\_\_\_\_ < \_\_\_\_\_

\_\_\_\_\_ < \_\_\_\_\_

\_\_\_\_\_ < \_\_\_\_\_

\_\_\_\_\_ < \_\_\_\_\_

\_\_\_\_\_ < \_\_\_\_\_